




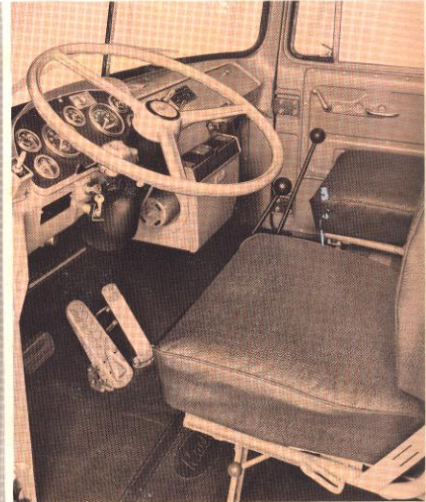
UNITIZED  
FIBERGLASS  
HOOD

**CA 36**

**R-MODEL—SERIES CAB**

**CUSTOM CONVENTIONAL CAB**

three point suspension—double-wall,  
welded sheet metal construction, double-sized rear window



- Tilting hood and fender unit.
- Full vision wraparound windshield.
- Walk-in service accessibility.
- New two-way roof ventilator.



**MACK TRUCKS, INC.**



## CAB MODEL CA 36

**GENERAL DETAILS:** All metal, welded, unified cab and cowl with conventional straight back panel and conventional dash. Hood and fenders, one piece, fiberglass (tilts forward).

**MOUNTING:** Fixed type triangular mounting with the two point mounting at front. All mounting points utilize rubber insulators between frame brackets and cab structure.

**WINDOWS:** Extra large two-piece windshield is backward slanting at 10° with curved outer ends. Glass is laminated safety plate and green tinted. Door and standard rear window are of clear, laminated safety glass.

**VENTILATION:** Roof—One double purpose screened vent with scoop-permitting air intake and exhausting of cab. Cowl—One left side front facing screened vent. One top center mounted screened vent used for cab heater fresh air intake when heater is furnished. Doors—One quarter vent window in each cab door.

**SEATING:** Driver's seat—Seat cushion, foam rubber topper over four-way laced graduated coil springs mounted on plywood base. Back cushion, full foam rubber mounted on metal

back pan. Adjustments—Two position back cushion, two positions on seat cushion front, four positions on seat cushion rear; four inch front and rear adjustment.

**Covering—**Grey vinyl coated fabric with top covering of back and seat cushion of breathable material.

**Rider's Seat—**Seat and back cushion same as driver's seat. Adjustment, same as driver's seat except for fore and aft adjustments. Covering, same as driver's seat.

**HEATING:** (Optional, extra charge) Fresh or recirculating air hot water type centrally mounted under instrument panel with defrosters and integral console mounted controls.

**Capacity—**Power operation, 37,500 BTU, fan capacity, 335 CFM, 150° diff. (entering air to water). Make, Evans Products.

**INTERIOR COLORS:** Trim panels, light grey (Mack 707); Metal, green enamel (Mack 808).

**DIMENSIONS:** In inches: (Less exterior hardware)

*Bumper to back of cab .....	103
Width .....	70
Height (Top of frame to roof) .....	61.3

\*109" BBC with extended front bumper

### STANDARD EQUIPMENT

Ash Tray  
Automatic reset circuit breakers  
Bumper, flush type (tractors)  
Cab roof vent, two-way, screened  
Chassis record card pocket on rear trim panel  
Cigar lighter  
Coat hook  
Console panel, rear center  
Defroster plenum with orifices  
Door locks, right and left side (internal and external locking) ignition mastered  
Door mechanism and window control, removable, panel mounted  
Floor mats, rubber, with jute back  
Glove compartment  
Grab handles: Outside cab, right and left side  
Horn, electric, single tone

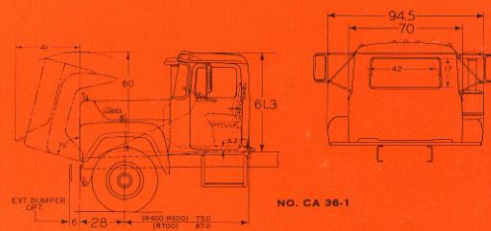
Insulated dash mat  
Lighting:  
One interior cab light mounted above rear window  
Dual headlights and  
Dual parking lights, recessed mounted  
ICC lights, one each corner and  
Marker lights, three, cab roof  
Rear view mirrors, dual West Coast type, black enamel finish  
Reflectors, one each side, cab rear (tractors)  
Seat belt anchors  
Sound deadener on outer door panels  
Step, left side  
Sun visor, left side, padded  
Turn signals, front (with 4-way flasher)  
Wheel Splash aprons  
Windshield glass, Solex

Windshield wipers, dual heavy-duty bottom mounted, actuated by a single motor externally mounted on dash panel. (Air wipers furnished with air brakes and electric wipers with hydraulic brakes)  
Instruments and controls:  
Engine air intake controls underhood—outside  
\*Signaling system switch for headlights and marker lights  
Speedometer  
\*Tachometer, single hand  
Fuel gauge  
Lube oil pressure gauge  
\*Air pressure gauge with buzzer type low pressure indicator  
\*Engine temperature gauge  
Voltmeter  
\*Engine stop control  
Throttle control

\*See chassis specifica

### OPTIONAL EQUIPMENT

Cab air conditioner, roof mounted	American Metal, Unison-Action General Seating, #107
Cab heater, 37,500 B.T.U.	Sun visor, right side, padded
Chrome plated West Coast type rear view mirrors	Tachograph (rpm and/or mph)
Horn, air, twin or single	Wig-Wag low air pressure indicator
Seat belts for driver and rider	Window power lift, right side
Seat, driver Bostrom, Viking T-Bar, West Coaster, or Level Air	Windshield washers with foot actuated pump



Dimensions are in inches unless otherwise noted.